



2017 Mazda6

SPECIFICATIONS & FEATURES

PRODUCTION TIMING
JOB #1: JUNE 2016

MODEL LINE-UP	
MODEL	MODEL CODE
GX	G4XL67
GS	G4SL67
GT	G4TL67

CONTENTS	PAGE(S)
2017 Mazda6 Model Line-Up	2
2017 Mazda6 Key Changes	3-6
2017 Mazda6 Colour and Trim Guide	7
2017 Mazda6 Specifications	8-9
2017 Mazda6 Equipment and Features	10-13
2017 Mazda6 Equipment Walk	14

* Information contained herein is subject to change without notice.

**2017 MAZDA6****MODEL LINE-UP**

Trim	Trans	Drive	Engine	Description	Model Code	Option Code
GX	6MT	FWD	2.5L I4		G4XL67	AA00
GX	6AT	FWD	2.5L I4		G4XL87	AA00
GS	6AT	FWD	2.5L I4		G4SL87	AA00
GS	6MT	FWD	2.5L I4	Luxury Package	G4SL67	AB00
GS	6AT	FWD	2.5L I4	Luxury Package	G4SL87	AB00
GT	6MT	FWD	2.5L I4		G4TL67	AA00
GT	6AT	FWD	2.5L I4		G4TL87	AA00
GT	6AT	FWD	2.5L I4	Technology Package	G4TL87	TE00
GT	6AT	FWD	2.5L I4	Premium Package	G4TL87	PR00

Options	Available On
SKYACTIV-Drive 6-speed AT with manual-shift mode and Drive Selection switch	GX
SKYACTIV-MT 6-speed manual transmission (<i>requires Luxury Package</i>)	GS
SKYACTIV-Drive 6-speed AT with manual-shift mode, Drive Selection switch and paddle shifters	GS/GT
Luxury Package *	GS
Technology Package (<i>requires automatic transmission</i>) **	GT
Premium Package (<i>requires Technology Package and automatic transmission</i>) **	GT
Snowflake White Pearl	All models
Soul Red Metallic	GS/GT
Machine Grey Metallic (<i>available from September 2016 production</i>)	GS/GT

*** Luxury Package** Leather upholstery, 8-way power driver's seat, power driver lumbar support, moonroof

**** Technology Package** i-ELOOP Regenerative Braking System, Active air shutters, Mazda Radar Cruise Control (MRCC), Smart Brake Support (SBS), Forward Obstruction Warning (FOW), Distance Recognition Support System (DRSS), Lane-keep Assist System (LAS), Lane Departure Warning System (LDWS), High Beam Control System (HBC), SiriusXM™ Satellite Radio

***** Premium Package** Nappa leather upholstery, interior colour coordination, black interior roof lining, premium stitching detail on steering wheel, overhead console LED spotlight, satin chrome plated power seat switches, satin chrome plated glove box lever, Matte-type door sash seal, titanium colour dash strip and additional trim elements

2017 Mazda6**KEY CHANGES****➤ Mazda6 includes the following standard equipment:**

- o G-Vectoring Control (GVC)
- o Substantially reduced levels of noise/vibration/harshness (NVH)
- o Rearview camera (wide angle)
- o Redesigned steering wheel
- o Seatback pocket appearance improvement
- o Redesigned side mirror turn signal

➤ GS includes the following equipment changes:

- o Navigation system - moved down from 16MY GS Luxury Package
- o Smart City Brake Support (SCBS) - moved down from 16MY GT Technology Package
- o Smart City Brake Support (SCBS) - increased detection distance and expanded detection angle
- o Heated steering wheel
- o Blind Spot Monitoring (BSM) upgraded to Advanced BSM (with enhanced range)

➤ GT includes the following equipment changes:

- o Noise-isolating glass (driver and front passenger windows)
- o Meter display quality improvement including colour multi-information display (MID)
- o Colour Active Driving Display (ADD) - enhancement to current monochrome
- o Active Driving Display (ADD) position memory added to memory seat function
- o Traffic Sign Recognition (TSR) - displays speed-limit, do not enter, and stop sign information on the Active Driving Display (ADD)

➤ GT Technology Package includes the following equipment:

- o Lane-keep Assist System (LAS) - new on the Mazda6

➤ New GT Premium Package (requires AT and Technology Package):

- o Nappa leather upholstery (black and pure white available)
- o Interior colour coordination
- o Black interior roof lining
- o Premium stitching detail on steering wheel
- o Overhead console LED spotlight
- o Satin chrome plated power seat switches
- o Satin chrome plated glove box lever
- o Matte-type door sash seal
- o Titanium coloured dash strip and additional trim elements

➤ Exterior colours:

- o Added Machine Grey Metallic (46G); only available on GS and GT trims (*available from September 2016 production*)
- o Sonic Silver Metallic (45P) only available on GX trim

➤ Interior colours:

- o Added Nappa leather upholstery (GT3/GT4) to GT Premium Package
- o Pure White Leather (GP8) and Pure White Nappa Leather (GT4) not available with Titanium Flash Mica (42S)

Memo:

On 17MY vehicles we have renamed the "SPORT mode" function on automatic transmissions to "manual-shift mode." The functionality of this feature has not changed.

17MY Fuel Economy Update

As previously communicated, there has been a change in the 5-cycle fuel consumption testing methodology that is effective starting with 17MY vehicles.

This change uniformly affects all manufacturers selling applicable vehicles in Canada. The fuel consumption ratings referred to are those recognized and catalogued by Natural Resources Canada. In the United States, the Environmental Protection Agency is also adopting a revised testing methodology for 17MY vehicles.

As a result of this new testing, situations could result where published fuel economy results change 17MY versus 16MY. This could occur despite a 17MY vehicle not exhibiting any changes from the 16MY vehicle.

Note also that changes in trim mix and equipment from model year to model year can also have an effect on the published fuel consumption numbers. Therefore, if there are changes on the published numbers between 17MY and 16MY, it could be any combination of these that are contributing to the differences.

➤ **Fuel economy ratings for 2016 model year:**

Fuel Economy Ratings (L/100km)

	6MT	6AT	6AT i-ELOOP
City	9.4	8.8	8.5
Highway	6.4	6.1	5.9



➤ **New fuel economy ratings for 2017 model year:**

Fuel Economy Ratings (L/100km)

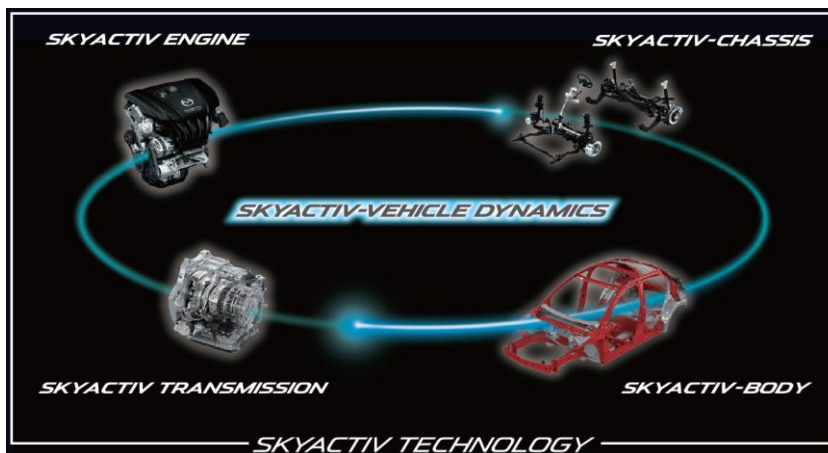
	6MT	6AT	6AT i-ELOOP
City	9.8	9.1	8.9
Highway	6.9	6.7	6.7

G-Vectoring Control (GVC)

WHY

Progression of the Jinba-Ittai philosophy

Mazda aims to offer vehicles that provide driving pleasure and enrich the lives of their owners. We have achieved this through the pursuit of Jinba-Ittai, a feeling of unity between driver and vehicle. GVC is the first technology within SKYACTIV-VEHICLE DYNAMICS, and is part of the SKYACTIV series of technologies. SKYACTIV-VEHICLE DYNAMICS was conceived to integrate control of the engine, transmission, chassis and body to enhance the car's Jinba-Ittai feel; a sense of connectedness between car and driver that differentiates Mazda vehicles from others.



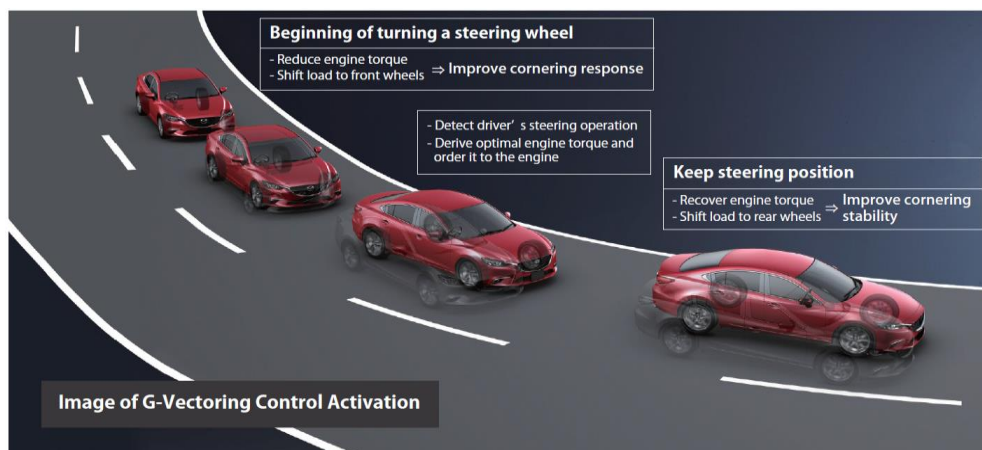
HOW

Enhancing chassis performance using the SKYACTIV engine

GVC is only possible thanks to the existence of SKYACTIV engines, which enable precise control of drive torque, and the SKYACTIV-CHASSIS, which facilitates ideal vehicle behavior. GVC maximizes tire performance by focusing on the vertical load on the tires. The moment the driver starts to turn the steering wheel, GVC controls engine drive torque to generate a deceleration G-force, thereby shifting load to the front wheels. This increases front-wheel tire grip, enhancing the vehicle's turn-in responsiveness.

Thereafter, when the driver maintains a constant steering angle, GVC immediately recovers engine drive torque, which transfers load to the rear wheels, enhancing vehicle stability.

This series of load transfers extracts much more grip from the front and rear tires, improving vehicle responsiveness and stability according to the driver's intentions.



A natural control effect based on a human-centered development philosophy

Mazda studied the biomechanical relationship between the human and a vehicle in operation in order to tune the system to maximize a smooth interaction. The reaction rate and amount of control has been aligned with human sensibilities.

BENEFITS OF GVC

Confidence increases as the car behaves more in line with driver expectations

The driver operates the steering wheel to keep the vehicle within its lane whether driving in a straight line or cornering. However, due to irregularities and undulations in the road surface, the vehicle does not always travel along the expected line, forcing the driver to make corrections with the steering wheel.

Since GVC provides enhanced response to slight steering wheel operations, it greatly reduces the size and frequency of steering corrections.

Because GVC simultaneously enhances handling and stability by optimizing the vertical load on the tires depending on driving conditions, it demonstrates even greater effectiveness in rain and snow and on poor road surfaces.

GVC is also effective at reducing fatigue for both driver and passenger. Fatigue steadily builds up as the driver continues to make minor steering corrections. Since GVC helps alleviate these corrections, it reduces accumulated fatigue over long distances. And by smoothing the transitions between G forces, GVC suppresses the swaying of head and body experienced by vehicle occupants, enabling them to enjoy a more comfortable drive.

Reduction in
torso-sway with GVC



* In-house passenger seat
comparison of left-hand turn at
30 km/h
(lateral acceleration of 0.4 G)

Moving forward, Mazda plans to deploy GVC in most of its new-generation vehicles.

2017 Mazda6**COLOUR AND TRIM GUIDE****DISCLAIMER**

This colour guide has been added to facilitate the ordering process. Although we have made every effort to match the colour and fabric, we cannot guarantee the images below are an exact equivalent.

		Interior Colour and Trim					
		GX	GS	GS Luxury package/GT/GT Technology Package		GT Premium Package	
		Cloth	Cloth	Leather		Nappa Leather	
Exterior Colours	Code	Black (GR0)	Black (GR0)	Black (GP9)	Pure White (GP8)	Black (GT3)	Pure White (GT4)
Snowflake White Pearl	25D	●	●	●		●	
Soul Red Metallic	41V		●	●	○	●	○
Jet Black Mica	41W	●	●	●	○	●	○
Deep Crystal Blue Mica	42M	●	●	●	○	●	○
Titanium Flash Mica	42S		●	●		●	
Sonic Silver Metallic	45P	●					
Machine Grey Metallic	46G		● †	● †	○ †	● †	○ †

○ For special order only

† Available from September 2016 production

EXTERIOR COLOURS

Snowflake White Pearl (25D)



Soul Red Metallic (41V)



Jet Black Mica (41W)



Machine Grey Metallic (46G)



Deep Crystal Blue Mica (42M)




Titanium Flash Mica (42S)



Sonic Silver Metallic (45P)

INTERIOR COLOURSCloth

Black (GR0)

Leather

Black (GP9) with Dark Auburn interior accents

Nappa Leather

Black (GT3)



Pure White (GP8)



Pure White (GT4)

2017 MAZDA6**SPECIFICATIONS****ENGINE**

Type	SKYACTIV-G 2.5L In-line 4-cylinder Engine
Valve train	DOHC 16-valve with VVT
Displacement	2,488 cc
Bore and stroke	89.0 x 100.0 mm
Compression ratio	13.0 : 1
Horsepower SAE net	184 @ 5700 rpm
Torque SAE net lb-ft	185 @ 3250 rpm
Redline	6500 rpm
Fuel system	Direct injection
Recommended fuel	Regular (unleaded)
Emissions	Tier2 – Bin5

DRIVETRAIN

Type	Front engine/front drive
Transmission	SKYACTIV-MT 6-speed manual transmission (standard on GX & GT and optional on GS) SKYACTIV-Drive 6-speed automatic transmission with manual-shift mode and Drive Selection switch (optional on GX) SKYACTIV-Drive 6-speed automatic transmission with manual-shift mode, Drive Selection switch and paddle shifters (standard on GS and optional on GT)

Gear Ratios	6MT	6AT	6AT i-ELOOP
1 st	3.700	3.552	3.552
2 nd	1.947	2.022	2.022
3 rd	1.300	1.452	1.452
4 th	1.029	1.000	1.000
5 th	0.837	0.708	0.708
6 th	0.680	0.599	0.599
Reverse	3.724	3.893	3.893
Final drive	4.105	3.812	3.591

ELECTRICAL SYSTEM

Battery	75D23L (Q85 with i-ELOOP)
Alternator	12V - 100A (12V – 150A with i-ELOOP)
Starter	12V - 1.4 Kw
Ignition system	Direct coil-on-plug electronic ignition with platinum-tipped spark plugs

CHASSIS

Front suspension	Independent, MacPherson Strut type with coil spring and stabilizer bar
Rear suspension	Independent, Multi-link type with coil spring and stabilizer bar
Steering	Rack and Pinion with engine-speed-sensing variable assist
Steering ratio	15.5:1
Steering wheel turns	2.81 (lock to lock)
Minimum turning circle	11.2 m (curb to curb diameter)

2017 MAZDA6**SPECIFICATIONS**

Brakes	Power-assisted with dual diagonal hydraulic circuits Anti-lock Braking System (ABS) 297 mm ventilated front discs 278 mm solid rear discs
Wheels	17" alloy wheels (standard on GX and GS) 19" high lustre gunmetal alloy wheels (standard on GT)
Tires	225/55R17 (standard on GX and GS) 225/45R19 (standard on GT)
Spare Tires	T125/70D17
Curb weight	1,468 kg (MT) 1,498 kg (AT)

CAPACITIES

Seating	5
Fuel tank	62 L
Engine oil capacity	4.3 L
Coolant capacity	7.5 L (6MT); 7.7 L (6AT)
Washer fluid tank	4.5L

EXTERNAL DIMENSIONS (MM)

Wheelbase	2,830
Track (fr/rr)	1,585 / 1,575 (17" tires) 1,595 / 1,585 (19" tires)
Overall length	4,895 (with license plate holder) 4,865 (w/o license plate holder)
Overall width	2,091 (mirror to mirror) 1,840 (w/o body side protector)
Overall height	1,450 (unladen)
Ground clearance	165 (unladen)

INTERNAL DIMENSIONS (MM)

Headroom (fr/rr)	975/942 (without moonroof) 950/942 (with moonroof)
Legroom (fr/rr)	1,073/984
Shoulder room (fr/rr)	1,450/1410
Hiproom	1,425

CARGO VOLUME (L)

Cargo Volume (SAE)	419 L
Total Volume	3,243 L

FUEL ECONOMY RATINGS (L/100KM)

	6MT	6AT	6AT i-ELOOP
City	9.8	9.1	8.9
Highway	6.9	6.7	6.7

2017 MAZDA6**EQUIPMENT & FEATURES**

S = Standard O = Optional LP = Luxury Package Tech= Technology Package PP = Premium Package	GX	GS	GT
ENGINE AND MECHANICAL			
SKYACTIV-G 2.5L DOHC 16-valve 4-cylinder engine	S	S	S
SKYACTIV-MT 6-speed manual transmission	S	O	S
SKYACTIV-Drive 6-speed automatic transmission with manual-shift mode and Drive Selection switch	O	-	-
SKYACTIV-Drive 6-speed automatic transmission with manual-shift mode, Drive Selection switch, and paddle shifters	-	S	O
G-Vectoring Control (GVC)	S	S	S
i-ELOOP regenerative braking system	-	-	Tech
Active air shutters	-	-	Tech
Front engine/front-wheel drive	S	S	S

SUSPENSION AND BRAKES			
Power-assisted four-wheel disc brakes	S	S	S
Anti-lock Brake System (ABS) with Electronic Brake Force Distribution (EBFD)	S	S	S
Front suspension: Independent, MacPherson Strut type with coil spring and stabilizer bar	S	S	S
Rear suspension: Independent, Multi-link type with coil spring and stabilizer bar	S	S	S
Rack-and-pinion steering with engine-speed-sensing variable power assist	S	S	S

TIRES AND WHEELS			
17-inch alloy wheels	S	S	-
19-inch high lustre gunmetal alloy wheels	-	-	S
225/55R17 all-season tires	S	S	-
225/45R19 all-season tires	-	-	S
Tire Pressure Monitoring System (TPMS)	S	S	S
Temporary spare tire	S	S	S

SAFETY AND SECURITY			
Rearview camera (wide angle)	S	S	S
Dynamic Stability Control (DSC)	S	S	S
Traction Control System (TCS)	S	S	S
Hill Launch Assist (HLA)	S	S	S
Smart City Brake Support (SCBS)	-	S	S
Advanced Blind Spot Monitoring system (ABSM)	-	S	S
Rear Cross Traffic Alert (RCTA)	-	S	S
Traffic Sign Recognition (TSR)	-	-	S
Lane Departure Warning System (LDWS)	-	-	Tech
Lane-keep Assist System (LAS)	-	-	Tech
Smart Brake Support (SBS)	-	-	Tech
Forward Obstruction Warning (FOW)	-	-	Tech
Distance Recognition Support System (DRSS)	-	-	Tech
Dual front and side airbags	S	S	S
Dual side curtain airbags	S	S	S
Side-impact door beams front and rear	S	S	S
Front safety-belt pretensioners with force limiters	S	S	S
3-point safety belts for all seating positions (2 front; 3 rear)	S	S	S
Height adjustable front shoulder belt "B" pillar anchors	S	S	S
Child-safety rear door locks	S	S	S

2017 MAZDA6**EQUIPMENT & FEATURES**

S = Standard O = Optional LP = Luxury Package Tech= Technology Package PP = Premium Package	GX	GS	GT
ISOFIX child safety-seat anchors in rear seat (upper and lower type)	S	S	S
Integrated child seat anchors	S	S	S
Whiplash reducing front seat headrests	S	S	S
Rear seat headrests (3)	S	S	S
Engine immobilizer theft deterrent system	S	S	S
Anti-theft alarm system	S	S	S

EXTERIOR

Power-operated glass moonroof with interior sunshade, tilt-up ventilation feature, one-touch open feature	-	LP	S
Body-coloured sporty bumpers and door handles	S	S	S
Power, heated and body-coloured exterior mirrors with side turn signal	S	S	S
Manual foldable door mirrors	S	S	S
Auto-dimming driver side exterior mirror	-	-	S
Green tint glass with UV shield	S	S	S
Noise-isolating glass (driver and front passenger windows)	-	-	S
Adjustable intermittent rain sensing wipers	S	S	S
Halogen headlights	S	S	-
LED headlights with signature lighting	-	-	S
Signature grille illumination	-	-	S
LED rear tail lights	S	S	S
LED fog lights	-	-	S
Automatic headlights - on/off	S	S	S
Adaptive Front-lighting System (AFS) with automatic levelling	-	-	S
High Beam Control system (HBC)	-	-	Tech
Tailpipe finisher	S	S	S
Integrated rear window antenna	S	S	S
Fin-type antenna for SiriusXM™ satellite radio	-	-	Tech

INTERIOR: AUDIO AND CONNECTIVITY

7" colour touchscreen display with Mazda Connect	S	S	S
HMI Commander	S	S	S
AM/FM/HD radio CD player with MP3 capability and 6 speakers	S	S	-
AM/FM/HD radio CD player with MP3 capability, BOSE® premium audio system with 11 speakers with Centerpoint® 2, AudioPilot® 2 and SurroundStage®	-	-	S
Automatic Level Control for volume	S	S	-
2 USB ports and auxiliary audio input	S	S	S
SiriusXM™ satellite radio (includes free trial subscription)	-	-	Tech
Steering wheel mounted audio controls	S	S	S
Navigation-ready (requires navigation SD card accessory)	S	-	-
Voice activated touchscreen navigation system	-	S	S
Bluetooth® with Audio Profile®	S	S	S
Steering wheel mounted Bluetooth® controls	S	S	S
Aha™ internet radio functionality	S	S	S
Stitcher™ internet radio functionality	S	S	S
SMS text message functionality	S	S	S

2017 MAZDA6**EQUIPMENT & FEATURES**

S = Standard O = Optional	GX	GS	GT
LP = Luxury Package Tech= Technology Package PP = Premium Package			
INTERIOR: COMFORT AND CONVENIENCE			
Air conditioning with manual climate controls	S	-	-
Automatic dual-zone climate controls	-	S	S
Rear heater ducts	S	S	S
Rear HVAC ducts	-	S	S
Heater/defroster with multiple-speed fan, front side window defrosters	S	S	S
Rear window defroster with automatic shutoff	S	S	S
Heated steering wheel	-	S	S
Push Button Start System	S	S	S
Electronic Parking Brake (EPB)	S	S	S
Cruise control with steering wheel mounted controls	S	S	S
Mazda Radar Cruise Control (MRCC)	-	-	Tech
Tilt and telescopic steering wheel	S	S	S
Power windows, one-touch down feature, driver and passenger	S	S	S
Speed sensing power door locks	S	S	S
Keyless entry system and trunk release	S	-	-
Advanced Keyless Entry System	-	S	S
Automatic dimming interior mirror with Homelink®	-	-	S
Driver and passenger sunvisors with vanity mirrors	S	-	-
Driver and passenger sunvisors with illuminated vanity mirrors	-	S	S
LED interior lighting	-	-	S
Overhead console LED spotlight	-	-	PP
Front dual reading lights	S	S	S
Rear overhead dual reading lights	S	S	S
Cargo area light	S	S	S
12-volt power outlets (2) with retained power	S	S	S
Internal fuel door, trunk-lid and hood releases	S	S	S

INTERIOR: SEAT AND INTERIOR TRIM

High grade cloth upholstery	S	S	-
Leather seating surfaces	-	LP	S
Nappa leather upholstery with piping detail	-	-	PP
Heated front seats (adjustable)	S	S	S
Heated rear seats (outboard seats only/adjustable)	S	S	S
Manual 6-way adjustable driver seat	S	-	-
Driver's manual lumbar support	S	S	-
Power 6-way adjustable driver seat	-	S	-
Power 8-way adjustable driver seat	-	LP	S
Power driver lumbar support	-	LP	S
Driver memory seat (2 memory settings)	-	-	S
Manual 6-way adjustable passenger seat	S	S	-
Power 6-way adjustable passenger seat	-	-	S
Black interior roof lining	-	-	PP
60/40 split folding rear seatback	S	S	S
Trunk-mounted rear seatback release levers	S	S	S
Custom fit floor mats	S	S	S
Leather wrapped steering wheel	-	S	S

2017 MAZDA6**EQUIPMENT & FEATURES**

S = Standard O = Optional LP = Luxury Package Tech= Technology Package PP = Premium Package	<i>GX</i>	<i>GS</i>	<i>GT</i>
Leather wrapped shift knob	-	S	S
Dark Metal Satin decorative panel	S	S	S
Titanium colour dash strip and additional trim elements	-	-	PP

INSTRUMENTATION

Trip computer	S	S	S
Colour multi-information display (MID)	-	-	S
Colour Active Driving Display (ADD)	-	-	S
Exterior temperature gauge	S	S	S
Gauge illumination dimming control	S	S	S
Warning lights for low windshield washer fluid level, low fuel level, door ajar, check engine, oil pressure, parking brake, high beam and safety belts	S	S	S

STORAGE

Centre console with armrest and storage	S	S	S
Dual cup holders	S	S	S
Rear seat armrest with cup holders	S	S	S
Coin holder	S	S	S
Front door pockets with bottle holders	S	S	S
Rear door pockets	S	S	S
Driver and passenger side seatback pockets	S	S	S
Overhead console with sunglass holder	S	S	S
Illuminated glovebox	S	S	S

2017 MAZDA6**GX** \$24,695

SKYACTIV-G 2.5L DOHC 16-valve 4-cylinder engine
 SKYACTIV-MT 6-speed manual transmission
 HP: 184 TQ: 185 lbs.-ft.
 G-Vectoring Control (GVC)
 17" alloy wheels
 225/55R17 all season tires
 Temporary spare tire
 4 wheel disc brakes
 Electric assist power steering
 Curtain and side airbags
 ABS with Electronic Brake Force Distribution (EBFD)
 Dynamic Stability Control (DSC)
 Traction Control System (TCS)
 Tire Pressure Monitoring System (TPMS)
 Hill Launch Assist (HLA)
 Engine immobilizer theft deterrent system
 Push Button Start
 Keyless entry with panic mode and trunk release
 Double action power door locks
 Power, heated and body coloured heated exterior mirrors with side turn signal
 Power windows, one-touch down feature, front and rear
 Rear window defroster
 Air conditioning with manual climate control
 Cruise control
 Tilt telescopic steering
 Adjustable intermittent rain-sensing wipers
 Automatic on/off headlights
 LED tail lights
 AM/FM radio/CD player with MP3 capability and 6 speakers
 Bluetooth® with Audio Profile®
 2 USB port and 1 auxiliary audio input
 7" colour touchscreen display with Mazda Connect
 Navigation-ready (*requires navigation SD card accessory*)
 HMI Commander
 Rearview camera (wide angle)
 Steering wheel switches for Bluetooth® and audio
 Anti theft alarm
 High grade cloth seats
 Heated front seats (adjustable)
 Heated rear seats (outboard seats only)
 6 way manual driver seat
 Manual driver seat lumbar support
 6 way manual passenger seat
 Trip computer
 Electronic Parking Brake (EPB)
 Exterior temperature gauge
 Low washer fluid level indicator
 Dual vanity mirrors
 Cargo / Trunk light
 Front cup holders
 Front power outlet (12V)
 Front and rear reading lights
 Front seat back pockets
 Overhead console with sunglass holder
 60/40 Split folding rear seat
 Rear center armrest with cup holders
 Rear heater ducts
 Side door pockets with bottle holder (front)
 Side door pockets(rear)
 Tailpipe finisher

GX OPTIONS**SKYACTIV-Drive 6-speed automatic transmission** \$1,300

Manual-shift mode and Drive Selection switch

GS

\$27,995

Includes GX equipment plus:

SKYACTIV-Drive 6-speed automatic transmission with manual-shift mode, Drive Selection switch, and paddle shifters
 Dual zone automatic climate control
 Rear HVAC ducts
 Advanced keyless Entry System
 Navigation system
 Advanced Blind Spot Monitoring (ABSM)
 Rear Cross Traffic Alert (RCTA)
 Smart City Brake Support (SCBS)
 Heated steering wheel
 Leather steering wheel
 Leather shift knob
 6 way power driver's seat
 Dual illuminated vanity mirrors

GS OPTIONS**SKYACTIV-MT 6-speed manual transmission** \$0*(Requires Luxury Package)***Luxury Package** \$2,300

Leather Seating surfaces
 8-way power driver's seat
 Power driver seat lumbar support
 Power moonroof

EQUIPMENT WALK**GT**

\$32,895

Includes GS with Luxury Package equipment plus:

SKYACTIV-MT 6-speed manual transmission
 19" high lustre gunmetal alloy wheels
 225/45R19 all season tires
 Bose® premium audio system with 11 speakers
 LED headlights with signature lighting
 Adaptive Front-Lighting System (AFS) with automatic headlight levelling
 Signature grille illumination
 LED fog lights
 LED interior lights
 Noise-isolating glass (driver and front passenger windows)
 Colour multi-information display (MID)
 Colour Active Driving Display (ADD)
 Traffic Sign Recognition (TSR)
 Auto-dimming driver's side exterior mirror
 Auto-dimming driver's interior rearview mirror with Homelink®
 Memory driver seat (2 memory settings)
 6 way power passenger seat

GT OPTIONS**SKYACTIV-Drive 6-speed automatic transmission** \$0

Manual-shift mode, Driver Selection switch and Paddle shifters

Technology Package (requires Automatic Transmission) \$2,400

i-ELOOP regenerative braking system
 Active air shutters
 Mazda Radar Cruise Control (MRCC)
 Smart Brake Support (SBS)
 Forward Obstruction Warning (FOW)
 Lane-keep Assist System (LAS)
 Lane Departure Warning (LDW)
 Distance Recognition Support System (DRSS)
 High Beam Control (HBC)
 SiriusXM™ Satellite Radio (*includes free trial subscription*)

Premium Package (requires Technology Package and AT) \$1,500

Nappa leather upholstery
 Interior colour coordination
 Black interior roof lining
 Premium stitching detail on steering wheel
 Overhead console LED spotlight
 Satin chrome plated power seat switches
 Satin chrome plated glove box lever
 Matte-type door sash seal
 Titanium colour dash strip and additional trim elements